

## Overview

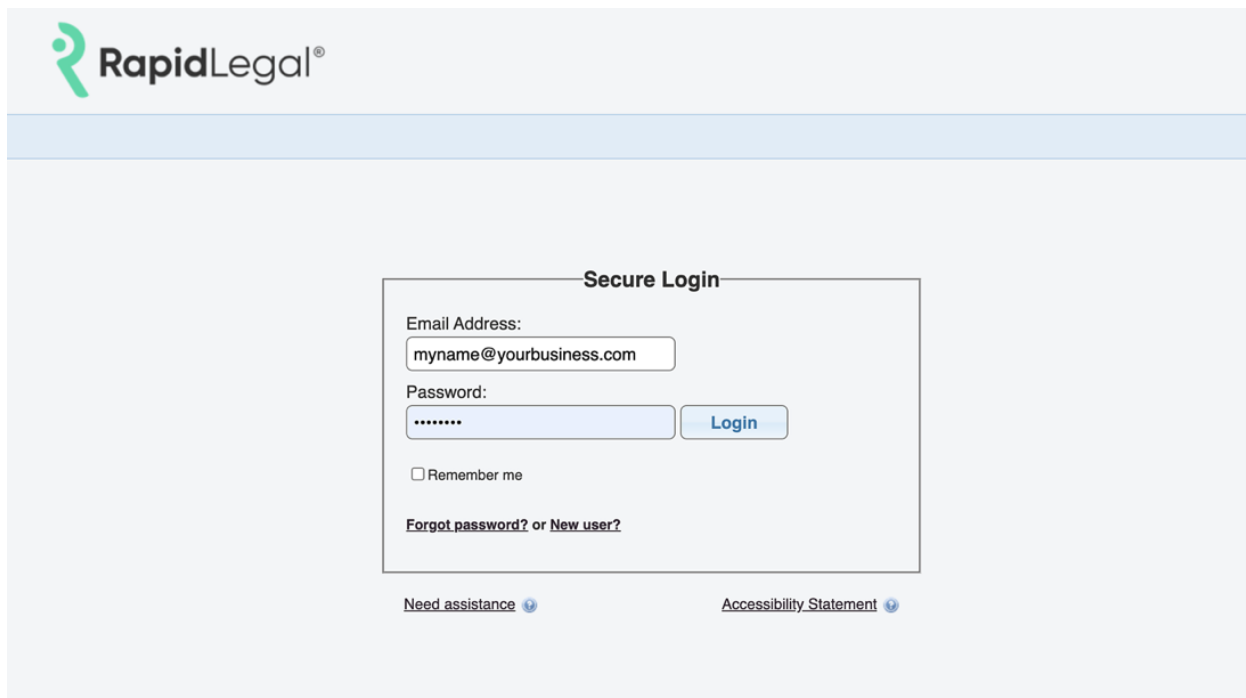
**RapidReferrals** is Rapid Legal's customer referral program that allows participants to refer friends and colleagues to try our services. As a thank you, we'll send a **\$25 Visa gift card** for each successful referral **that leads to a new account and order**. Program participants can earn **unlimited \$25 Visa gift cards**.

Users may sign up for **RapidReferrals** when they log into their Rapid Legal account, or by visiting the **[RapidReferrals program page](#)**.

Here's how to get started in the Rapid Legal portal.

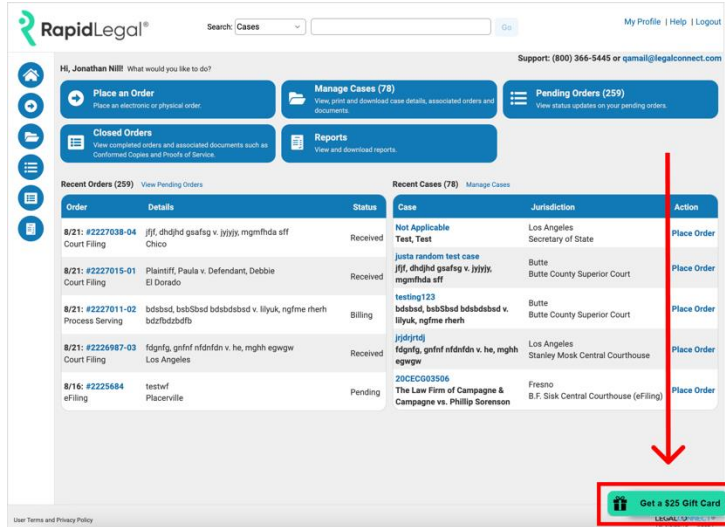
### Step 1

Log into your [Rapid Legal account](#).

A screenshot of the Rapid Legal website's login page. At the top left is the RapidLegal logo. Below it is a light blue horizontal bar. The main content area is white and contains a "Secure Login" form. The form has two input fields: "Email Address:" with the text "myname@yourbusiness.com" and "Password:" with a masked password ".....". To the right of the password field is a blue "Login" button. Below the password field is a checkbox labeled "Remember me". At the bottom of the form are two links: "Forgot password?" and "New user?". Below the form are two links: "Need assistance" and "Accessibility Statement", both with small blue circular icons.

## Step 2

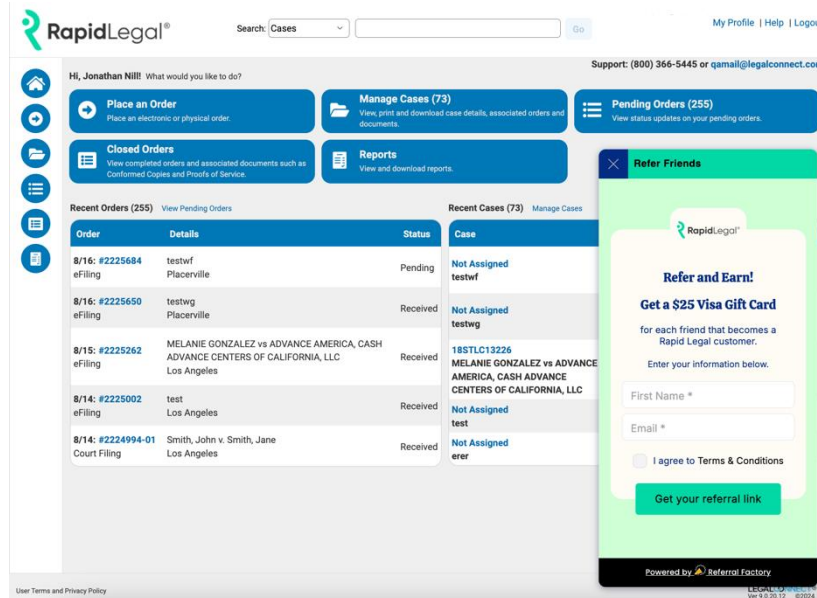
Locate the **RapidReferrals** widget in the lower right corner of the browser window and **click on it**.



The screenshot shows the RapidLegal dashboard with a search bar at the top. Below the search bar are navigation buttons for 'Place an Order', 'Manage Cases (78)', 'Pending Orders (259)', 'Closed Orders', and 'Reports'. The main content area is divided into 'Recent Orders (259)' and 'Recent Cases (78)'. A red arrow points to a 'Get a \$25 Gift Card' button in the bottom right corner, which is highlighted with a red box.

## Step 3

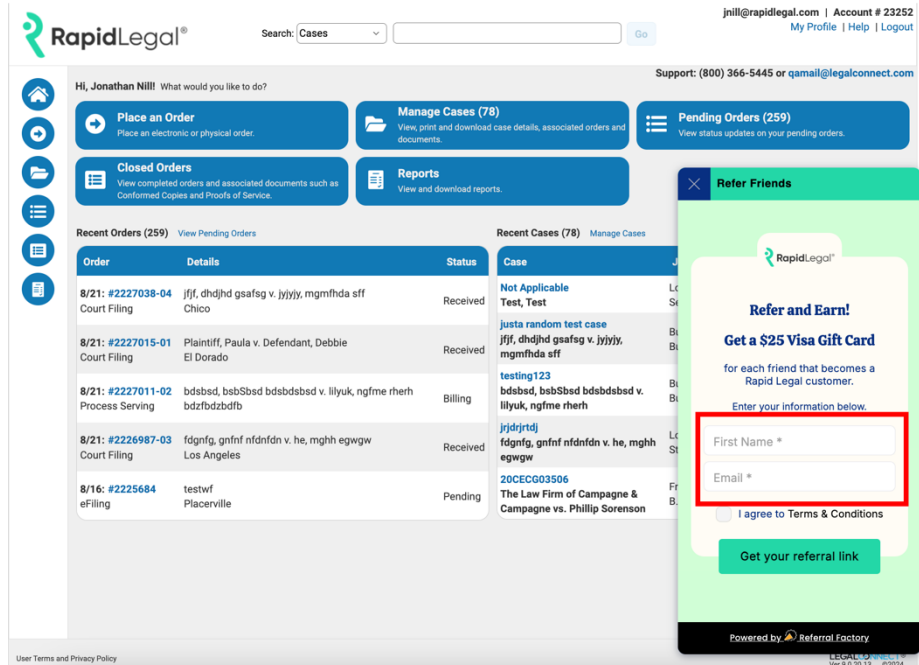
The **RapidReferrals** sign-up form appears.



The screenshot shows the RapidLegal dashboard with a 'Refer Friends' sign-up form overlaying the bottom right corner. The form is titled 'Refer and Earn!' and offers a '\$25 Visa Gift Card' for each friend that becomes a Rapid Legal customer. It includes fields for 'First Name' and 'Email', a checkbox for 'I agree to Terms & Conditions', and a 'Get your referral link' button. The form is powered by 'Referral Factory'.

## Step 4

Enter your first name and email address in the fields indicated, then click on the **“Get your referral link”** button.



The screenshot shows the RapidLegal user dashboard. At the top, there is a search bar with 'Cases' selected and a 'Go' button. The user's account information is displayed as 'jnill@rapidlegal.com | Account # 23252' with links for 'My Profile', 'Help', and 'Logout'. A support number '(800) 366-5445 or qamail@legalconnect.com' is also visible. The dashboard features several main action buttons: 'Place an Order', 'Manage Cases (78)', 'Pending Orders (259)', 'Closed Orders', and 'Reports'. Below these are sections for 'Recent Orders (259)' and 'Recent Cases (78)'. A 'Refer Friends' modal is overlaid on the right side, containing the text 'Refer and Earn! Get a \$25 Visa Gift Card for each friend that becomes a Rapid Legal customer.' Below this text are two input fields: 'First Name \*' and 'Email \*', both of which are highlighted with a red rectangular box. At the bottom of the modal, there is a checkbox for 'I agree to Terms & Conditions' and a green button labeled 'Get your referral link'. The footer of the dashboard includes 'User Terms and Privacy Policy' and 'Powered by Referral Factory'.

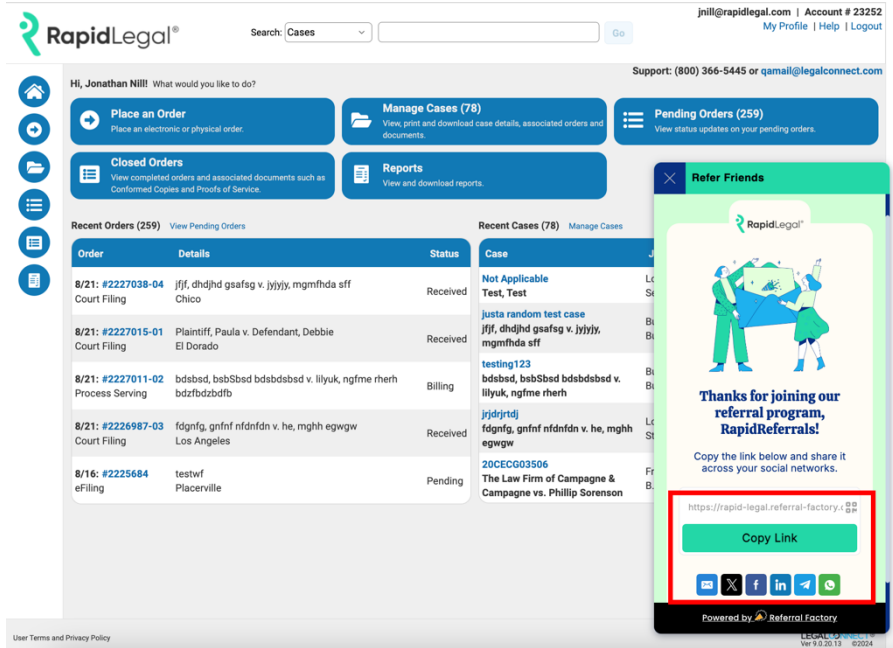
Rapid Legal instantly populates a unique **referral link** within the widget screen and will send an email to the address you provided.

## Step 5

**To share the link in an email or on social media:**

You may share the link in an **email** by clicking on the email icon. You may also share the link on your **social media pages** by clicking on one of the **social media** icons. Furthermore, you may share the link by copying your referral link code and sending a custom message through your phone, tablet or computer.

Step 5 (Continued)



The screenshot shows the RapidLegal dashboard with a 'Refer Friends' modal open. The modal contains the following text and elements:

- Header: **Refer Friends**
- Image: Illustration of people holding a large document.
- Text: **Thanks for joining our referral program, RapidReferrals!**
- Text: Copy the link below and share it across your social networks.
- Link: <https://rapid-legal.referral-factory.com>
- Button: **Copy Link**
- Icons: Social media sharing icons for Email, X, Facebook, LinkedIn, Telegram, and WhatsApp.
- Footer: Powered by Referral Factory

Here's an **enlarged view** of the email and social media icons seen in the image above.

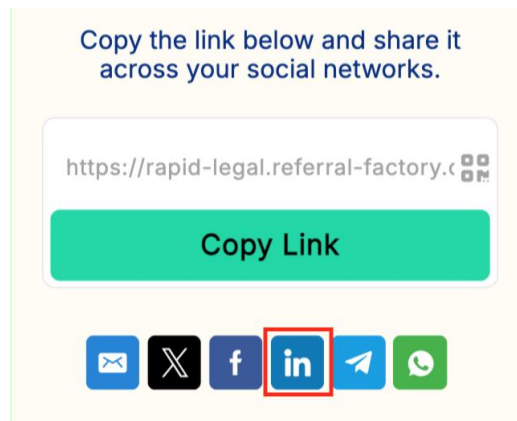


This image shows an enlarged view of the social media sharing options. At the top, it says "Copy the link below and share it across your social networks." Below this is a green "Copy Link" button. Below the button are six social media icons: Email, X, Facebook, LinkedIn, Telegram, and WhatsApp. Red arrows point from the "Copy Link" button area to each of these icons. At the bottom, it says "Share Your Referral Link".

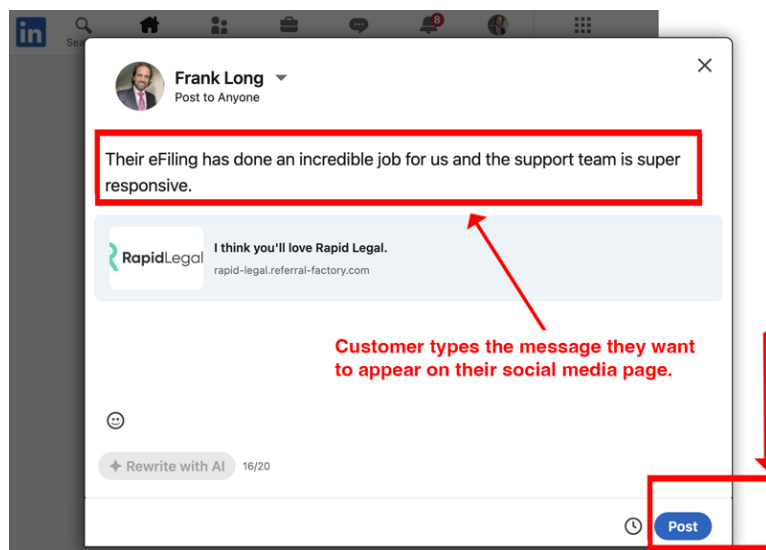
## Step 6

**What happens after clicking** on a social media icon or email icon?

To demonstrate, we'll use the **LinkedIn** button below as an example. Each social media button uses the **same process**.

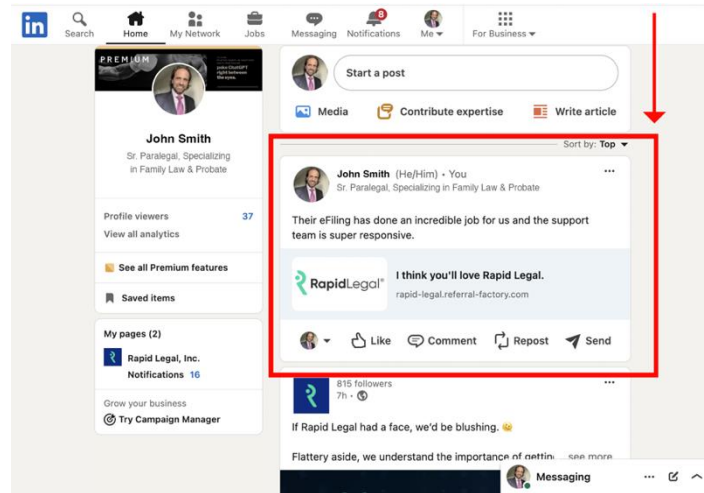


When the **LinkedIn** button is clicked, your unique referral link will populate in LinkedIn with an empty text field. You can then type a custom personal message into the field and post the referral to your page.



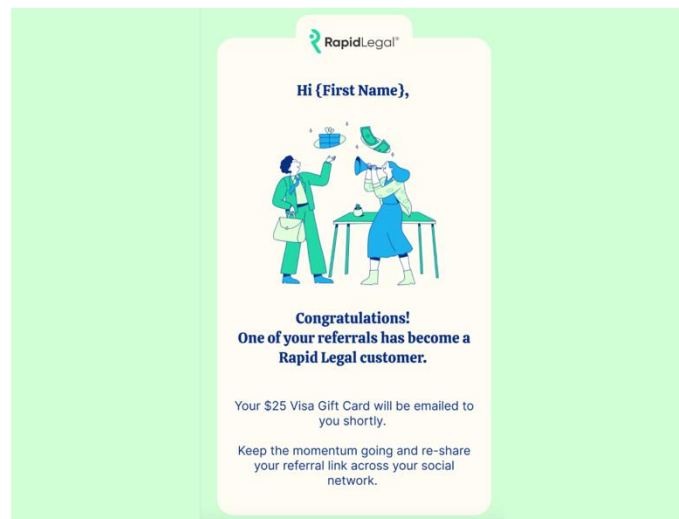
## Step 6 (Continued)

After clicking the **Post** button, the “referral message” appears on your **LinkedIn feed**.



## Step 7

**What happens when one of your friends becomes a Rapid Legal customer?** Rapid Legal sends the email below to notify you when your referral becomes a Rapid Legal customer. At this point, **your gift card will be processed** with no further action needed. While you wait for your gift card to be sent, you can continue to refer friends and earn more rewards.



## Step 8

A **\$25 gift card** is awarded **via email within a few business days** of your friend becoming a Rapid Legal customer.



Hi Frank,

We'd like to thank you for referring a new customer to Rapid Legal.

Click the link below to redeem your \$25.00 Visa Gift Card.

[Redeem \\$25](#)

## Refer and Earn

You're ready to go!

Log in to your Rapid Legal account or visit <https://rapidlegal.com/rapidreferrals/> to start referring friends and colleagues.

## Frequently Asked Questions

### **1. Is there a limit on the number of people I can refer?**

No, you may refer as many friends and colleagues as you'd like.

### **2. Is there a limit on the number of gift cards I can earn?**

There is no limit. You'll earn a new gift card for each person you refer who becomes a Rapid Legal customer.

### **3. When I refer someone, what happens?**

The invited person receives an invitation, either through social media or an email. Once the person invited receives the invitation, they have the option to:

- a.) Create a Rapid Legal account.*
- b.) Place an order with Rapid Legal.*

The person invited is under no obligation to become a Rapid Legal customer and may opt out at any time.

### **4. Who is eligible to earn a gift card?**

This program is open to Rapid Legal customers and non-customers alike. Participants become eligible when: The person they refer becomes a Rapid Legal customer. To become a customer, the person the participant refers must open a Rapid Legal account and place an order.

### **5. What are RapidReferral's terms and conditions, and privacy policy?**

[Terms and Conditions.](#)

[Privacy Policy.](#)